

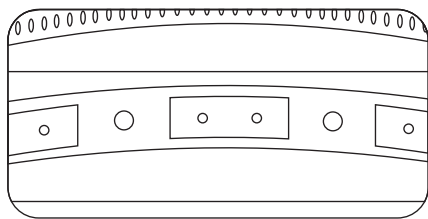
DAILY CLEANING INSTRUCTIONS

Biodrier

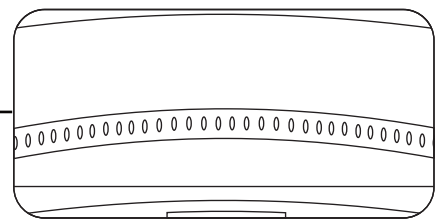


Caution

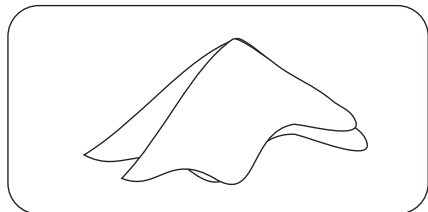
- Turn off the unit before cleaning the Biodrier.
- Never spray water directly onto the Biodrier.
- Cleaning should be performed daily with a soft cloth and non-abrasive, non-caustic cleaning fluid. If cleaning is not performed properly, it may cause malfunctions or damages to the unit.
- See the manual for additional Maintenance instructions.



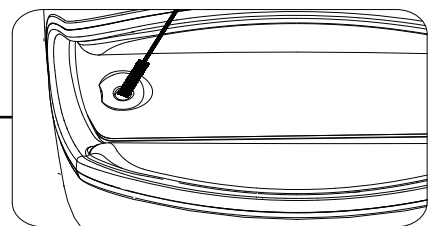
1. Clean the sensors to ensure maximum sensitivity.



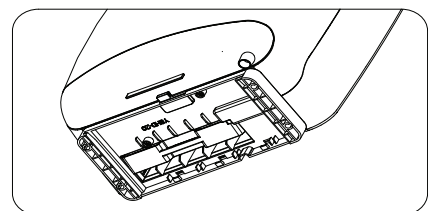
2. Clean the edges of the air slots.



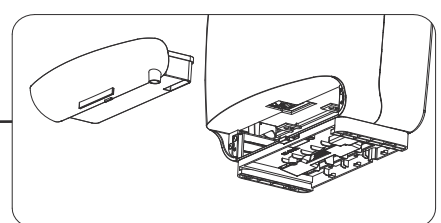
6. Wipe the surfaces with a soft cloth.



3. Pour a cup of water down the drain hole. Clean the inside of the drain hole with cleaning brush.



5. Keep the bottom side clean and free from dust.



4. Pull out and clean the water tank and then replace.